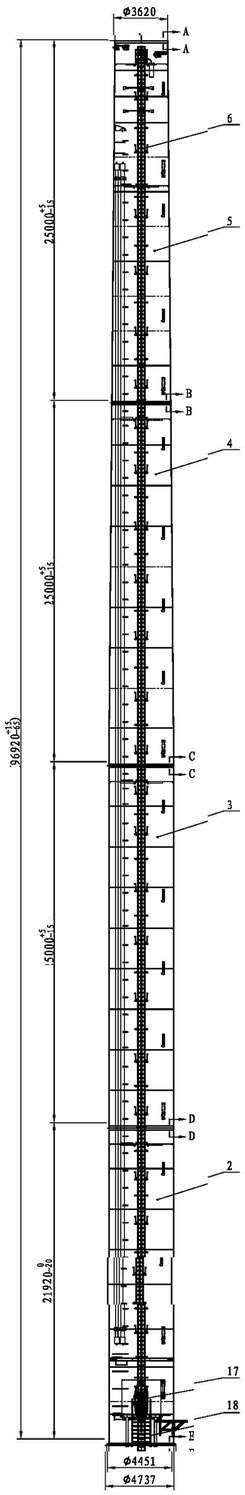

第三连接法兰
1:70

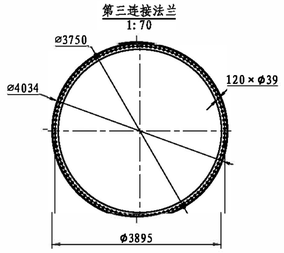

顶部法兰
1:70

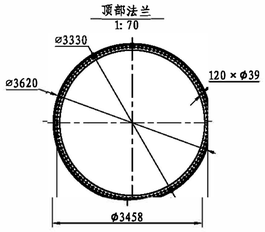

B-B
1:7

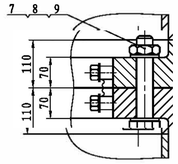

第二连接法兰
1:70

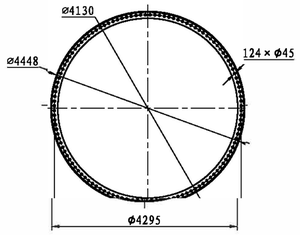

A-A
1:7

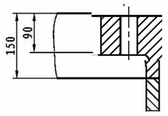

C-C
1:7

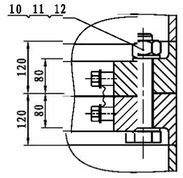

技术要求

1. 塔筒内附件由制造厂制造安装，包括梯子、电缆夹、梯子支架、灯具座等附件，梯子支架位置按图纸由制造厂确定，保证上、下定位尺寸，内附件焊接不能与筒壁环焊缝、纵焊缝干涉；
2. 几处重点注意：
   A. 每段塔筒平台上面的第一组梯子支架距平台大于1800以方便人员进出（梯子支架可适当调整以保证要求）；
   B. 保证五段梯子在塔架整体装配后在同一直线上；
   C. 平台上盖板打开后与平台角度大于100° 且不与其它零件干涉；
   D. 保证塔架门打开后与门框角度大于90° 。
3. 具体制造要求参见《塔架技术规范》；
4. 具体防腐要求参见《塔架防腐技术规范》；
5. 筒壁、法兰、门框和基础环的材料牌号应按风场的实际环境温度，根据《塔架技术规范》进行选用；
6. 母线槽由塔筒厂负责安装；
7. 免爬器导轨由塔筒厂提供并安装。

第一连接法兰
1:70

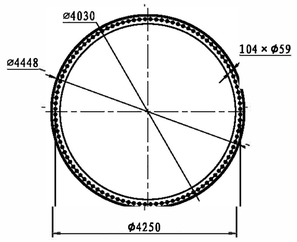

D-D
1:7

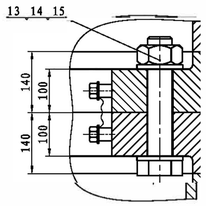

Technical Requirements

1. The accessories in the tower cylinder are manufactured and installed by the manufacturer, including ladders, cable clips, ladder brackets, lamp holders, sockets, distribution boxes and lighting cables and other accessories. The welding of the inner accessories cannot interfere with the girth weld and longitudinal weld of the tower shell;
2. Several key points:
   A. The distance between the first set of ladder supports above each section of tower platform is greater than 1800 to facilitate personnel access (ladder supports can be adjusted appropriately to meet the requirements).
   B. Ensure that four ladders are on the same straight line after the tower is assembled.
   C. When the upper cover plate is opened, the angle between it and the platform is greater than 100° without interference with other parts.
   D. Ensure that the angle between the tower door and the door frame is greater than 90° after the door is opened.
3. Refer to <Tower Technical Specification> for specific manufacturing requirements;
4. Please refer to <Technical Specification for Tower Anti-corrosion> for specific anti-corrosion requirements;
5. Material grades of tower shell, flange, door frame and foundation ring shall be selected according to the actual environmental temperature of wind field and according to the <Tower Technical Specification>;
6. The tower factory is responsible for the installation of busbar groove;
7, Free climbing apparatus rail provided and installed by tower factory.

底部T型法兰
1:70

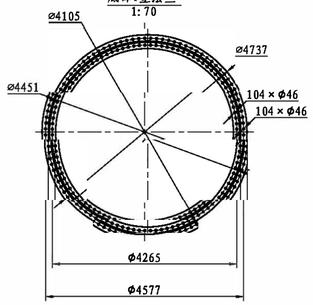

E-E
1:7

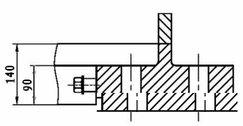

No.	Drawing No.	Name	Qty.	Material	Piece Weight	Gross Weight	Remark
18		外部平台/Outside platform	1	装配体/Assembly	342	342	
17		门装配/Door assembly	1	装配体/Assembly	115	115	
17		消防灭火器布置图/Fire and hook arrangement drawing	1	装配体/Assembly	36	36	
15	DAST_R1021	高强度螺栓M56×285/High strength bolt M56×285	104	10.9级/Class10.9			达克罗/Dacromet
14	DAST_R1021	垫圈56/Washer 56	208	300HV			达克罗/Dacromet
13	DAST_R1021	六角螺母M56/Hex nut M56	104	10级/Class10			达克罗/Dacromet
12	DAST_R1021	高强度螺栓M42×225/High strength bolt M42×225	124	10.9级/Class10.9			达克罗/Dacromet
11	DAST_R1021	垫圈42/Washer 42	248	300HV			达克罗/Dacromet
10	DAST_R1021	六角螺母M42/Hex nut M42	124	10级/Class10			达克罗/Dacromet
9	EN 14399-4	高强度螺栓M36×195	120	10.9级/Class10.9			达克罗/Dacromet
8	EN 14399-6	垫圈36/Washer 36	240	300HV			达克罗/Dacromet
7	EN 14399-4	六角螺母M36/Hex nut M36	120	10级/Class10			达克罗/Dacromet
6		塔架梯子装配(铝)/Ladder assembly (aluminum)	1	装配体/Assembly	1100	1100	
5	M0C00000000-15	第四塔架/The fourth tower	1	装配体/Assembly	39823	39823	
4	M0C00000000-14	第三塔架/The third tower	1	装配体/Assembly	46096	46096	
3	M0C00000000-13	第二塔架/The second tower	1	装配体/Assembly	59474	59474	
2	M0C00000000-12	第一塔架/The first tower	1	装配体/Assembly	73138	73138	
1	外购/Outsourcing	免爬器/Free climbing apparatus	1	装配体/Assembly			

Mark	No.	Document	Sign	Date
Design			Standard	
Check			Process	
P.M.			View	
Date	2021-11-1		Approval	

MySE4.0MW

装配体/Assembly

Pattern Mark	Significance	Weight	Scale
	[A]	220124	1: 210

Sheet 1 of 1

100m(S)塔架
100m(S) tower

M0C00000000-12

A.0

Size: A0